



Nirmala Memorial Foundation College of Commerce and Science

**Permanently Affiliated to University of Mumbai
Accredited by NAAC, ISO 9001-2015 Certified
Recognised under section 2(f) & 12(B) of the UGC Act 1956**

D.S. Road, Asha Nagar, Thakur Complex, Kandivali (East), Mumbai – 400 101. Tel.: 022 69436400

6.3.1 - A

Feedback of Teachers

Curriculum Feedbacks by Students, Teachers

Subject wise Feedback of Teacher taken from students:

| SYBMS D(FIN) : PRODUCTION AND TOTAL QUALITY MANAGEMENT | | | | | | | | | | | |
|--|-------------------|--------------------------------|-----------------------------------|-------------------------------------|---------------|------------------|-------------------|--------------------------------|-----------------------------------|-------------------------------------|---------------|
| | Subject Knowledge | Completion of syllabus in time | Use of Innovative Teaching Method | Ability to solve queries and doubts | Class control | | Subject Knowledge | Completion of syllabus in time | Use of Innovative Teaching Method | Ability to solve queries and doubts | Class control |
| Excellent | 17 | 15 | 14 | 16 | 12 | Excellent | 48.57% | 42.86% | 40.00% | 45.71% | 34.29% |
| Very Good | 11 | 13 | 12 | 11 | 14 | Very Good | 31.43% | 37.14% | 34.29% | 31.43% | 40.00% |
| Good | 6 | 5 | 7 | 6 | 4 | Good | 17.14% | 14.29% | 20.00% | 17.14% | 11.43% |
| Fair | 1 | 2 | 2 | 2 | 3 | Fair | 2.86% | 5.71% | 5.71% | 5.71% | 8.57% |
| Poor | 0 | 0 | 0 | 0 | 2 | Poor | 0.00% | 0.00% | 0.00% | 0.00% | 5.71% |
| | | | | | | | 100.00% | 100.00% | 100.00% | 100.00% | 100.00% |

SYBMS B: PRODUCTION AND TOTAL QUALITY MANAGEMENT

| | Subject Knowledge | Completion of syllabus in time | Use of Innovative Teaching Method | Ability to solve queries and doubts | Class control | | Subject Knowledge | Completion of syllabus in time | Use of Innovative Teaching Method | Ability to solve queries and doubts | Class control |
|------------------|-------------------|--------------------------------|-----------------------------------|-------------------------------------|---------------|------------------|-------------------|--------------------------------|-----------------------------------|-------------------------------------|---------------|
| Excellent | 12 | 8 | 8 | 11 | 9 | Excellent | 48.00% | 32.00% | 32.00% | 44.00% | 36.00% |
| Very Good | 8 | 13 | 12 | 10 | 9 | Very Good | 32.00% | 52.00% | 48.00% | 40.00% | 36.00% |
| Good | 4 | 3 | 5 | 4 | 6 | Good | 16.00% | 12.00% | 20.00% | 16.00% | 24.00% |
| Fair | 1 | 0 | 0 | 0 | 1 | Fair | 4.00% | 0.00% | 0.00% | 0.00% | 4.00% |
| Poor | 0 | 1 | 0 | 0 | 0 | Poor | 0.00% | 4.00% | 0.00% | 0.00% | 0.00% |
| | | | | | | | 100.00% | 100.00% | 100.00% | 100.00% | 100.00% |

SYBMS C : BUSINESS RESEARCH METHODS

| | Subject Knowledge | Completion of syllabus in time | Use of Innovative Teaching Method | Ability to solve queries and doubts | Class control | | Subject Knowledge | Completion of syllabus in time | Use of Innovative Teaching Method | Ability to solve queries and doubts | Class control |
|------------------|-------------------|--------------------------------|-----------------------------------|-------------------------------------|---------------|------------------|-------------------|--------------------------------|-----------------------------------|-------------------------------------|---------------|
| Excellent | 16 | 14 | 13 | 13 | 9 | Excellent | 55.17% | 48.28% | 44.83% | 44.83% | 31.03% |
| Very Good | 5 | 5 | 8 | 7 | 7 | Very Good | 17.24% | 17.24% | 27.59% | 24.14% | 24.14% |
| Good | 6 | 6 | 6 | 6 | 10 | Good | 20.69% | 20.69% | 20.69% | 20.69% | 34.48% |
| Fair | 1 | 2 | 0 | 1 | 1 | Fair | 3.45% | 6.90% | 0.00% | 3.45% | 3.45% |
| Poor | 1 | 2 | 2 | 2 | 2 | Poor | 3.45% | 6.90% | 6.90% | 6.90% | 6.90% |
| | | | | | | | 100.00% | 100.00% | 100.00% | 100.00% | 100.00% |

SYBMS D(HR) : PRODUCTION AND TOTAL QUALITY MANAGEMENT

| | Subject Knowledge | Completion of syllabus in time | Use of Innovative Teaching Method | Ability to solve queries and doubts | Class control | | Subject Knowledge | Completion of syllabus in time | Use of Innovative Teaching Method | Ability to solve queries and doubts | Class control |
|------------------|-------------------|--------------------------------|-----------------------------------|-------------------------------------|---------------|------------------|-------------------|--------------------------------|-----------------------------------|-------------------------------------|---------------|
| Excellent | 19 | 14 | 14 | 14 | 14 | Excellent | 52.78% | 38.89% | 38.89% | 38.89% | 38.89% |
| Very Good | 8 | 8 | 11 | 12 | 11 | Very Good | 22.22% | 22.22% | 30.56% | 33.33% | 30.56% |
| Good | 7 | 12 | 9 | 8 | 6 | Good | 19.44% | 33.33% | 25.00% | 22.22% | 16.67% |
| Fair | 1 | 1 | 1 | 1 | 3 | Fair | 2.78% | 2.78% | 2.78% | 2.78% | 8.33% |
| Poor | 1 | 1 | 1 | 1 | 2 | Poor | 2.78% | 2.78% | 2.78% | 2.78% | 5.56% |
| | | | | | | | 100.00% | 100.00% | 100.00% | 100.00% | 100.00% |

SYBMS D(FIN) : PRODUCTION AND TOTAL QUALITY MANAGEMENT

| | Subject Knowledge | Completion of syllabus in time | Use of Innovative Teaching Method | Ability to solve queries and doubts | Class control | | Subject Knowledge | Completion of syllabus in time | Use of Innovative Teaching Method | Ability to solve queries and doubts | Class control |
|------------------|-------------------|--------------------------------|-----------------------------------|-------------------------------------|---------------|------------------|-------------------|--------------------------------|-----------------------------------|-------------------------------------|---------------|
| Excellent | 17 | 15 | 14 | 16 | 12 | Excellent | 48.57% | 42.86% | 40.00% | 45.71% | 34.29% |
| Very Good | 11 | 13 | 12 | 11 | 14 | Very Good | 31.43% | 37.14% | 34.29% | 31.43% | 40.00% |
| Good | 6 | 5 | 7 | 6 | 4 | Good | 17.14% | 14.29% | 20.00% | 17.14% | 11.43% |
| Fair | 1 | 2 | 2 | 2 | 3 | Fair | 2.86% | 5.71% | 5.71% | 5.71% | 8.57% |
| Poor | 0 | 0 | 0 | 0 | 2 | Poor | 0.00% | 0.00% | 0.00% | 0.00% | 5.71% |
| | | | | | | | 100.00% | 100.00% | 100.00% | 100.00% | 100.00% |

Average rating of a teacher teaching all subjects on given parameters:

NIRMALA MEMORIAL FOUNDATION COLLEGE OF COMMERCE AND SCIENCE
KANDIVALI (EAST) – MUMBAI - MAHARASHTRA

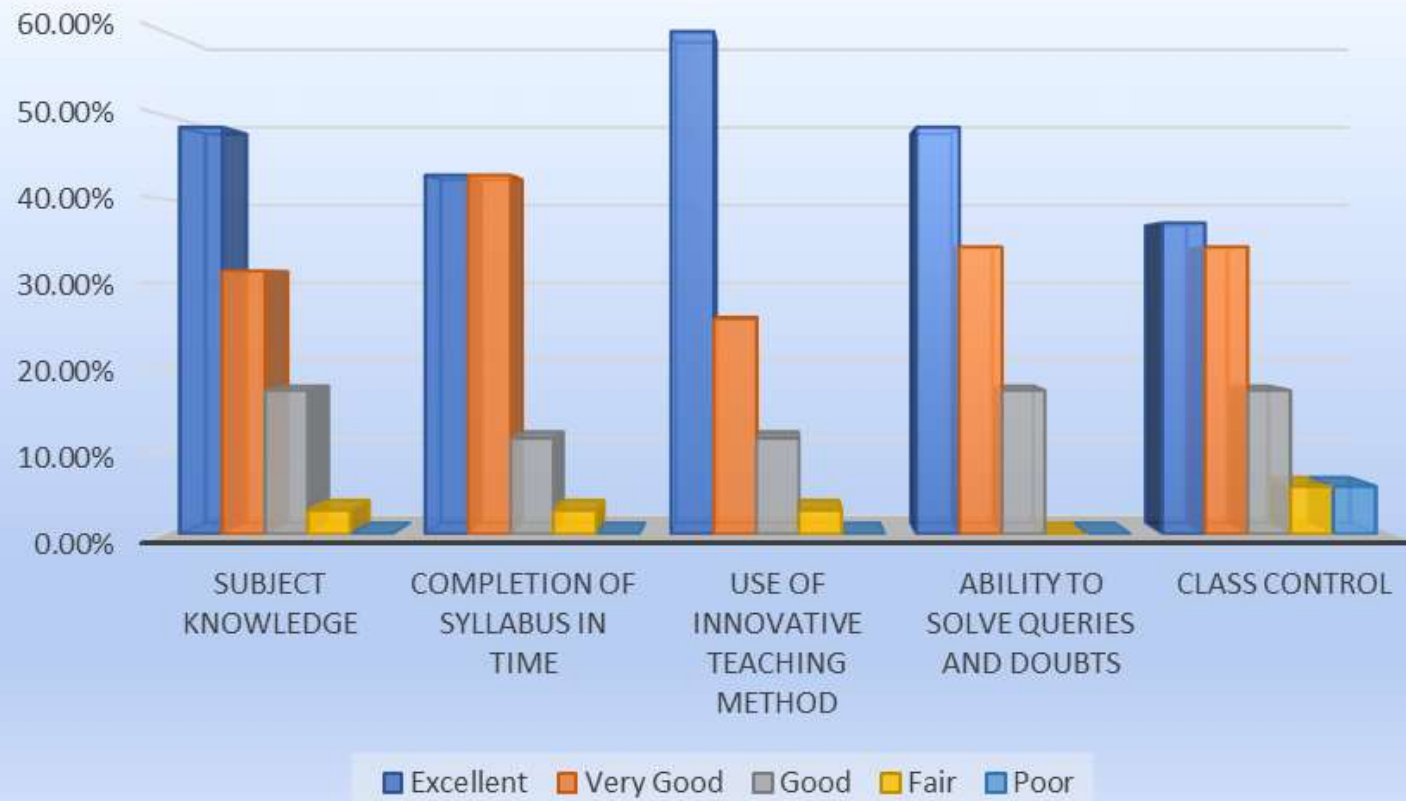
Number of subjects: 05

| PARTICULAR'S | RATE |
|--|-------------------|
| Subject Knowledge | 4.23 |
| Completion of syllabus in time | 4.08 |
| Use of Innovative Teaching Method | 4.14 |
| Ability to solve queries and doubts | 4.15 |
| Class control | 3.88 |
| OVERALL RATING | 4.09 /5.00 |

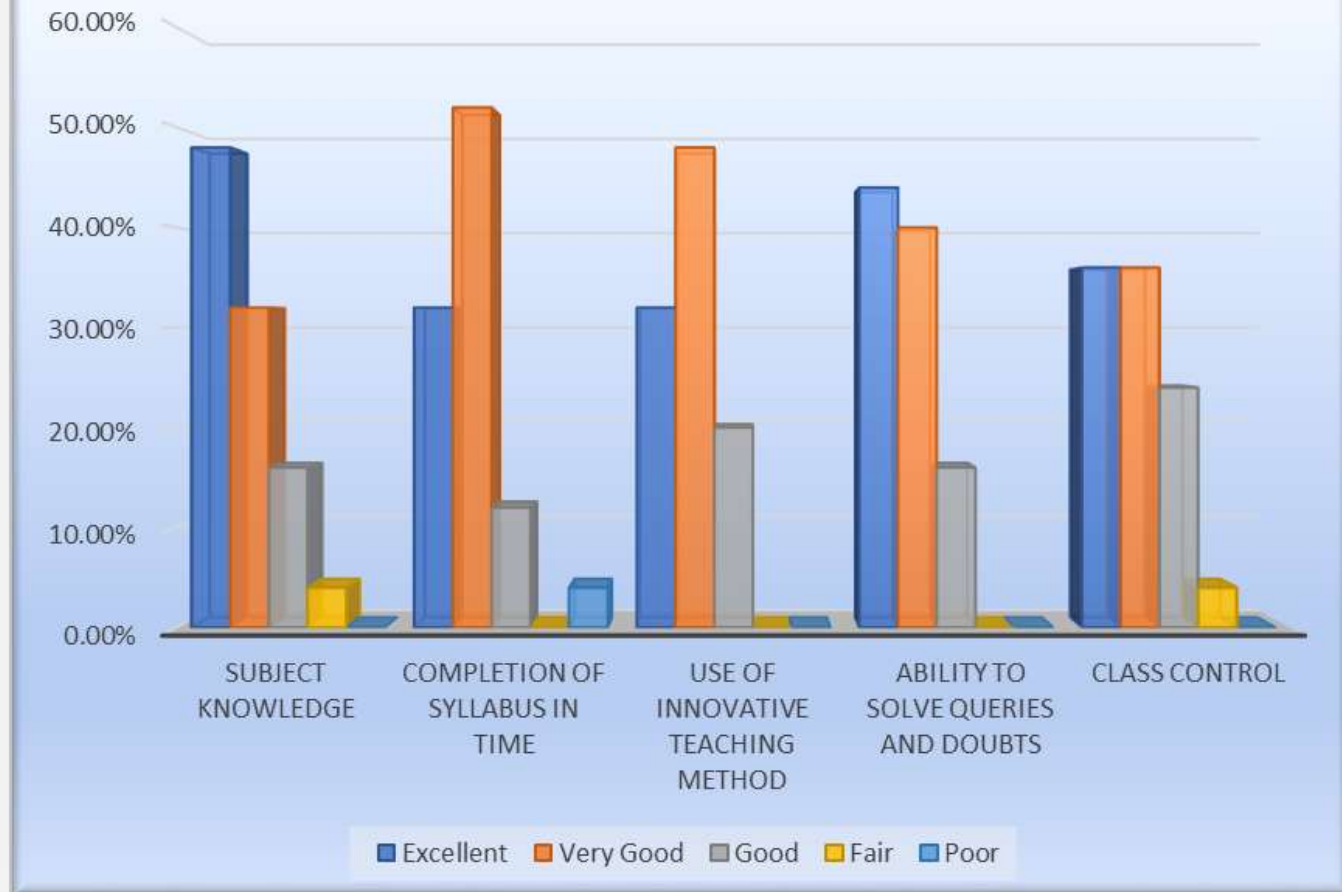
| SUBJECTS |
|--|
| SYBMS A : INTEGRATED MARKETING COMMUNICATION |
| SYBMS B : PRODUCTION AND TOTAL QUALITY MANAGEMENT |
| SYBMS C : BUSINESS RESEARCH METHODS |
| SYBMS D(HR) : PRODUCTION AND TOTAL QUALITY MANAGEMENT |
| SYBMS D(FIN) : PRODUCTION AND TOTAL QUALITY MANAGEMENT |
| |

Graphical representation of subject wise Feedback of Teacher taken by students:

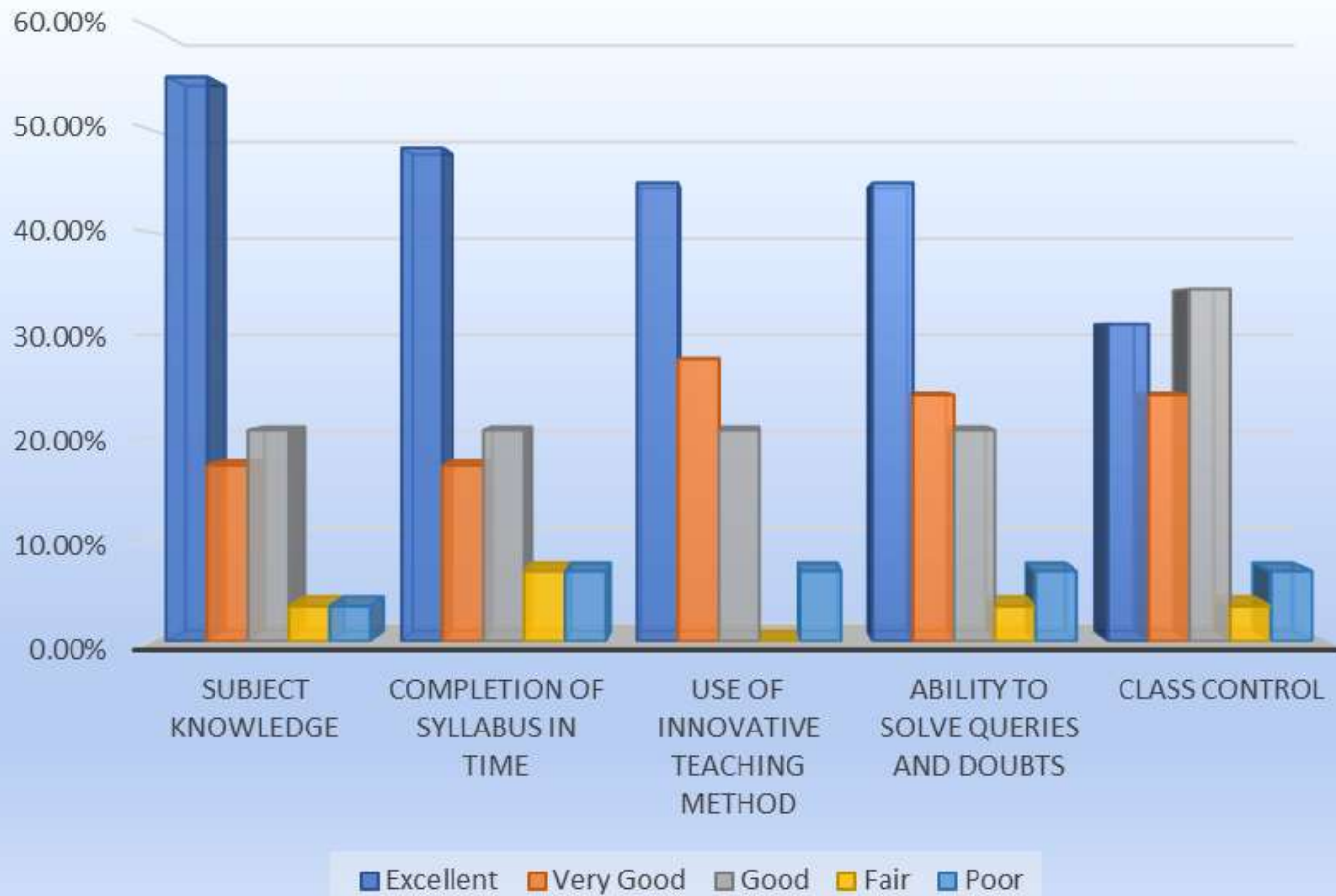
SYBMS A : INTEGRATED MARKETING COMMUNICATION



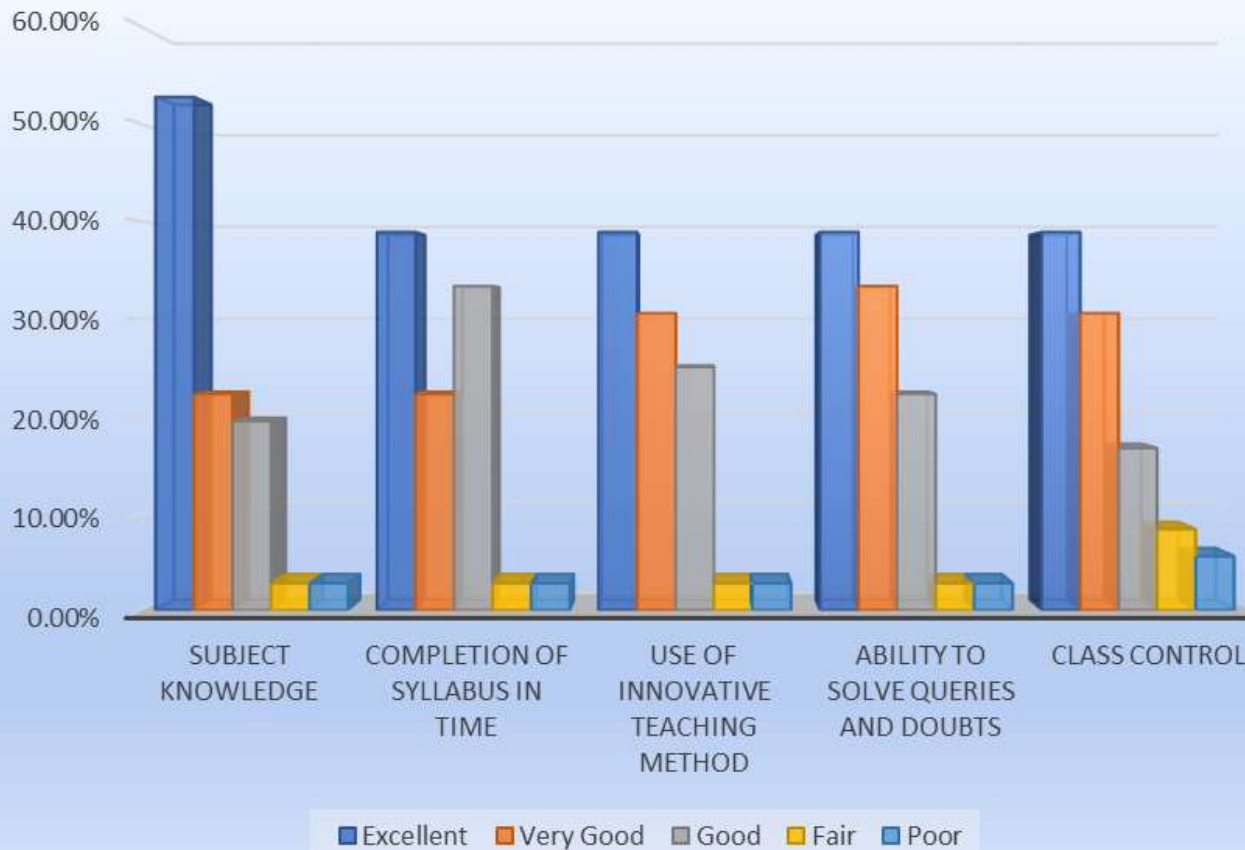
SYBMS B : PRODUCTION AND TOTAL QUALITY MANAGEMENT



SYBMS C : BUSINESS RESEARCH METHODS



SYBMS D(HR) : PRODUCTION AND TOTAL QUALITY MANAGEMENT



SYBMS D(FIN) : PRODUCTION AND TOTAL QUALITY MANAGEMENT

